

LIFEPAK® 500

AED Checklist

Month/Year:

Unit Serial Number:

Location:



 DATE
 INITIALS

1	2	3	4	5	6	7	8	9	10	11	12	13	14	15	16	17	18	19	20	21	22	23	24	25	26	27	28	29	30	31

Instruction and Recommended Corrective Action

Check defibrillator for damage or foreign substances.
 If it appears that unit was tampered with, immediately notify: _____.

Adult electrode pads plugged into connector. If loose, reconnect electrode pads to AED connector.

 is visible on readiness display on handle.
 If  is not visible refer to Troubleshooting Table.

Note USE BY date on electrode pads and battery.
 Electrodes: _____ Battery: _____
 If dates are passed notify: _____.

Extra set of electrode pads stored with AED (optional).
 If missing notify: _____

Spare battery stored with AED (optional).
 If missing notify: _____




Infant/child electrode pads* stored with AED (optional).
 Expiration date: _____
 If missing notify: _____

Other resuscitation equipment stored with AED:

 If missing notify: _____

NOTE: If corrective action is needed, leave box unchecked and complete troubleshooting log.

Troubleshooting Readiness Display

	Replace battery	Notify: _____. Use AED if needed.
	Service needed	Immediately notify: _____. Attempt of use AED in an emergency. If AED is inoperable retrieve another AED, if possible, and continue CPR until EMS arrives.
	Battery removed: no power to unit	If battery is not present notify: _____. If battery is present in unit, press ON and verify that OK appears. If OK is visible, unit is now ready for use. If OK is still not visible, remove the battery to verify expiration date and check pins, then reinsert until "click" is heard. Press ON and verify OK is present.

* Biphasic LIFEPAK 500 AEDs with a pink connector may be used on children up to 8 years old or 25kg (55 lbs) only with the Infant/Child Reduced Energy Defibrillation Electrodes.

